

English:

Task-1

A. Circle the adverbs in the following sentences.

1. The birds are flying high in the sky.
2. He walks slowly.
3. They often come to the shop.
4. He climbed up the hill.
5. We played at the beach joyfully.
6. The river flowed swiftly.
7. He has done well in the examination.
8. The deer ran quickly.
9. The lion roared loudly.
10. The child slept soundly.

H.W- Revise Adverbs

Read each of the passages carefully and answer the questions given below it.

1. Morning walk is good for health. Morning is the most pleasant time of the day. Nature is at her best at this time. We should go for a morning walk regularly. Parks, gardens and other places with greenery are the best places for a morning walk. We get fresh, cool and clean air in the morning. Fresh air refreshes our bodies. A person who goes for a morning walk every day, remains happy and active throughout the day. Morning walk gives energy to the people and keeps them away from diseases. It is an excellent exercise.



Questions

1. What is good for health?

2. What is the most pleasant time of the day?

3. What are the best places for a morning walk?

4. Which type of air do we get in the morning?

PLAYTIME WITH PREPOSITIONS



E. See the picture above and fill up the blanks with suitable prepositions.

1. The man is sitting _____ the bench.
2. The tree is _____ the bench.
3. The bird is _____ the tree.
4. A boy is sitting _____ the ground.
5. The dog is _____ the gate.
6. The fountain is _____ the centre of the park.
7. The bench is _____ the tree.
8. The plant is _____ the pot.
9. A flowerpot is _____ the fountain.
10. The children are playing _____ a ball.

Maths:

Just for Reading

Pattern and Function

Patterns show order in the world. Patterns can be found in many different forms.

What's a Pattern?

★ KEY
POINT

A **pattern** is the way objects are arranged. You can create patterns with **colours**, **shapes**, and **numbers**. When you create a pattern, you arrange them according to a **rule**.

A **rule** tells you how the pattern is **repeated**.

★ KEY
POINT

One type of pattern is the repeating pattern.

★ KEY
POINT


A **repeating pattern** is a type of pattern where the rule just keeps on repeating and over.



over

Patterns with Colours

This pattern has 2 colours.



What's the rule of this pattern?

Green and purple alternate.

Patterns with Shapes

This pattern has 2 shapes.



What's the rule of this pattern?

Triangle and square **alternate**

How do we continue the pattern?

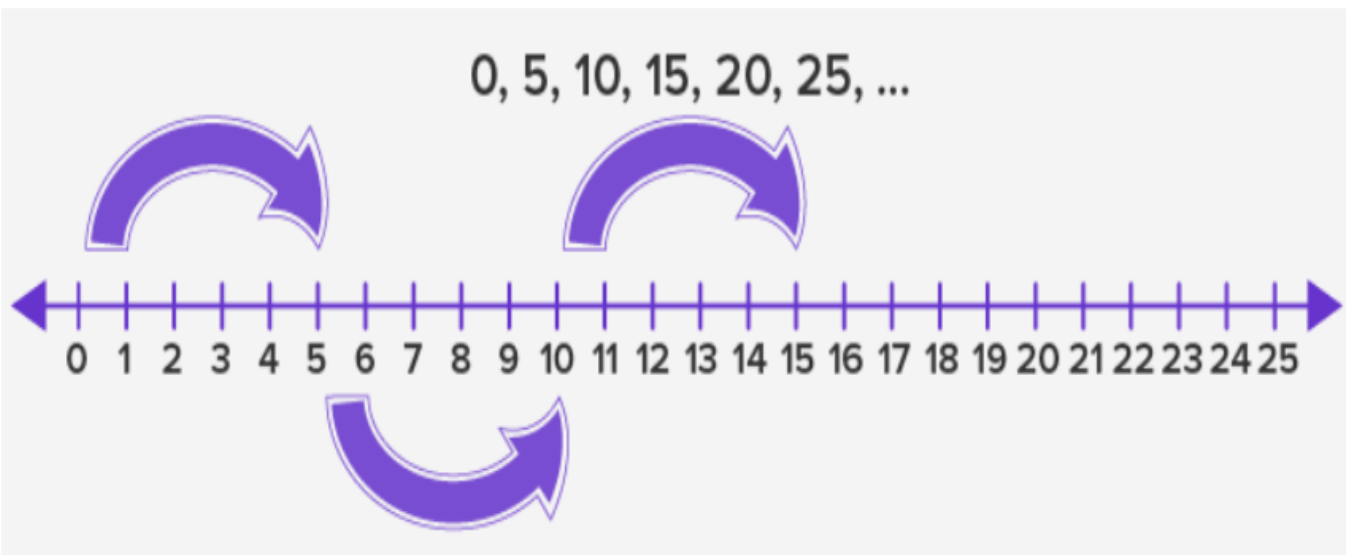
We keep alternating the shapes!



Let's try another pattern with shapes.

Number Pattern




Number pattern is a pattern or sequence in a series of numbers.




Day 1

Complete the patterns

Patterns with geometric shapes



Colour Patterns



Day 2

Q1 Identify the number pattern

1)	2	4	6	8	10					
----	---	---	---	---	----	--	--	--	--	--

2)	17	19	21	23	25					
----	----	----	----	----	----	--	--	--	--	--

3)	48	44	40	36	32					
----	----	----	----	----	----	--	--	--	--	--

4)	10	15	20	25	30					
----	----	----	----	----	----	--	--	--	--	--

5)	27	25	23	21	19					
----	----	----	----	----	----	--	--	--	--	--

Q 2 Fill in the next one in each pattern.

1 2 3 4 5 6 _____ A B C D _____

2 4 6 8 _____ 0 2 0 _____

3 6 9 12 _____ _____

5 10 15 20 25 _____

100 200 300 400 _____

2000 4000 6000 _____

3 b 2 a 3 b 2 a _____

X Y Z X _____

1 3 5 7 9 _____

Hindi:

Day 1

चित्र के आधार पर एक अनुच्छेद लिखें ।



Day 2

पुनरावृत्ति (सर्वनाम और विशेषण)

प्र१. एक शब्द में उत्तर दें-

१. संज्ञा की जगह आने वाले शब्द ----- -
२. मैं का बहुवचन है ----- -
३. संज्ञा की विशेषता बताने वाले शब्द ----- -

प्र२. रेखांकित सर्वनाम शब्दों को बहुवचन में बदलकर वाक्य लिखें-

१. अध्यापिका ने उसे बुलाया ।

२. गली का चौथा मकान मेरा है ।

३. उसके पास खिलौना है ।

४. खेलना किसे अच्छा नहीं लगता ।

प्र३. मिलान करो-

क.	गोल	कचौड़ी	
ख.	नमकीन	पेड़	
ग.	सूखा	हाथी	
घ.	मोटा	खरबूजा	

Day 3

पुनरावृत्ति (सर्वनाम और विशेषण)

प्र१. वाक्यों में आये विशेषण शब्दों पर गोला लगाएँ-

१. पेड़ पर हरा तोता बैठा है ।

२. दानी सूरज ने भिखारी को खाना खिलाया ।

३. आलसी रेशमा सोई रहती है ।

४. मैंने ठंडी लस्सी पी ।

प्र२ .रेखांकित शब्दों के स्थान पर सर्वनाम शब्द लिखें-

१. रुपाली ने महक की पुस्तक पर महक का नाम लिख दिया ।
२. बुआ ने बुआ के लिए साड़ी खरीदी ।
३. हरदीप ने संदीप को संदीप की पुस्तक दे दी ।
४. अजय ने कहा अजय बाज़ार गया था ।

प्र३. विशेषण शब्दों में रंग भरिए-

पीना	खाना	पीला	थाली
ओस	गीला	घास	पेड़
छोटी	गोरी	भाई	सुनहरी


Match the inventors to the inventions:



Karl Benz



Bulb



Alexander Graham Bell



Aeroplane



Johannes Gutenberg



Radio



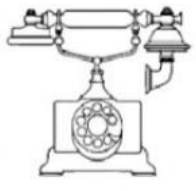
Thomas Edison



Printing press




Marconi



Telephone



Wright Brothers



Car

INVENTORS & INVENTIONS

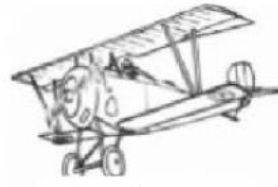
Choose the correct invention for the following inventors.



Karl Benz




Car



Aeroplane



Bulb



**Alexander
Graham Bell**



Radio



Printing press



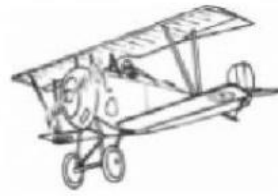
Telephone



**Johannes
Gutenberg**



Printing press



Aeroplane



Radio




**Thomas
Edison**



Telephone



Bulb



Car



Marconi



Bulb



Radio



Printing press



**The Wright
Brothers**



Printing press



Car



Aeroplane

Theme: Where we are in place and time

Formative Assessment 2

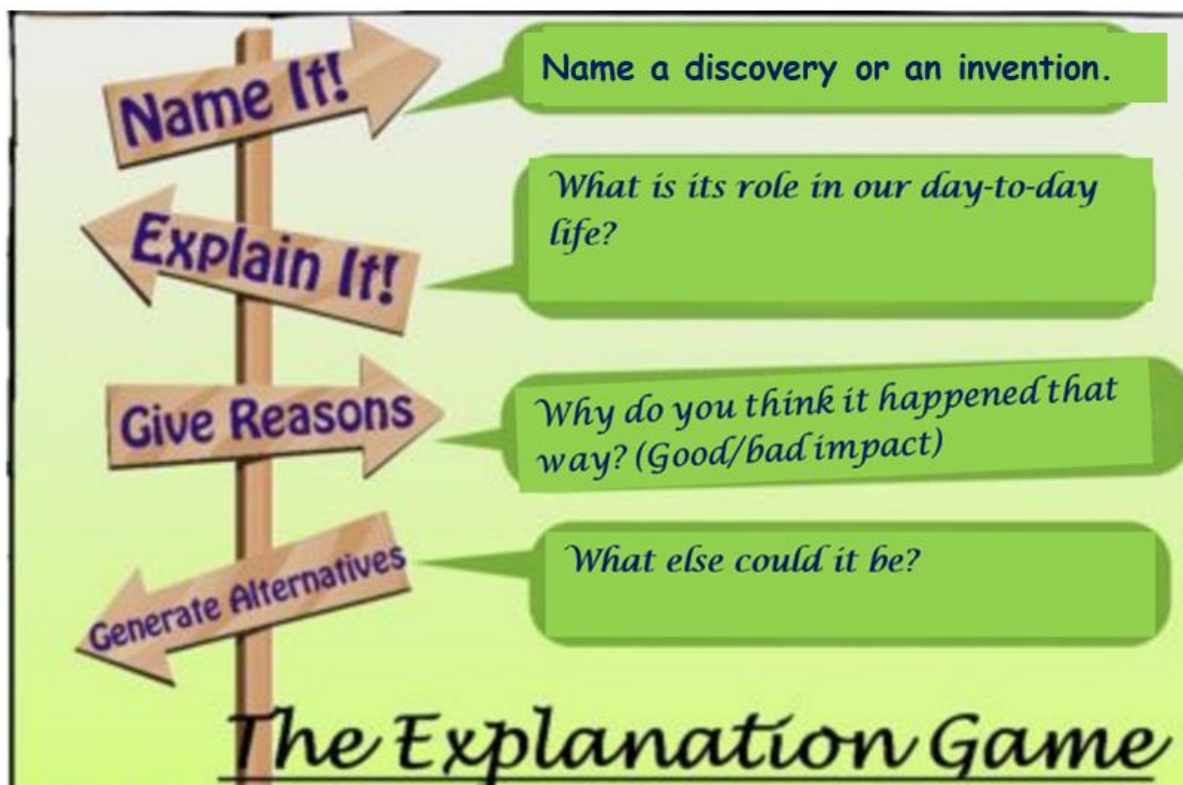
Conceptual Understanding: Impact due to discoveries and inventions in our daily life.

Task: Reflect on role of discoveries and invention in making our life better.

Criteria	Exemplary(4)	Accomplished(3)	Developing(2)	Beginning(1)
Content	Accurate and very well sorted	A good range of sorting is done	Satisfactorily sorted	Sorted with the help of clues
Thinking skill	Displays excellent critical thinking skills	Displays good critical thinking skills	Displays Satisfactory critical thinking skills	Displays critical thinking skills with help
ATL Research Skill	Accurate and very well displayed	Adequately performed	Satisfactorily displayed	Need to develop

Formative Assessment 2

Through Explanation Game (VTR) explore the few queries.



INVENTORS AND INVENTIONS



Name:

Invention:

Year:



Name:

Invention:

Year:



Name:

Invention:

Year:



Name:

Invention:

Year:

Music:

Change in music over time

Watch this video -

<https://youtu.be/nbnXiDNkfY0> (Evolution of Music over the Years)

Musical instrument

A **musical instrument** is a device created or adapted to make musical sounds. The history of musical instruments dates to the beginnings of human culture. Early musical instruments may have been used for ritual, such as a horn to signal success on the hunt, or a drum in a religious ceremony.



The date and origin of the first device considered a musical instrument is disputed. The oldest object that some scholars refer to as a musical instrument, a simple flute, dates back as far as 67,000 years. Some consensus dates early flutes to about 37,000 years ago.



Categories of Musical instrument

1. Strings instrument
2. Wind instrument
3. Percussion

Watch this video - <https://youtu.be/b5v7PG9rygA>

Strings instrument

Piano

The **piano** is an acoustic, stringed musical instrument invented in Italy by [Bartolomeo Cristofori](#) around the year 1700 (the exact year is uncertain),

First piano ever made -



Piano (now) -



Guitar

The **first guitars** are thought to have originated during the 15th Century in Spain. These had four 'courses' of strings or sets of two strings tuned to the same note to give the **guitar** resonance. However the Lute was consistently favoured by the public over the **Guitar** until the end of the 15th Century.

Guitar before -



Guitar now -



Wind instrument

First wind instrument -



Wind instrument now -



Percussion instrument

First percussion -



Percussion now -



S.A	Identify the change in music/musical instrument due to discoveries in your favourite G.O.
------------	---

SONG - चुन चुन चुन चुन गाती चिड़िया

PART 1

चुन चुन चुन चुन गाती चिड़िया
सबको रोज़ जगाती चिड़िया
हुआ सवेरा जागो जागो
हमको हैं ये समझाती चिड़िया

PART 2

देखो जो जल्दी उठता है
उसको बड़ा सा दिन मिलता है
वो ज़्यादा पढ़ भी सकता है
वो ज़्यादा खेल भी सकता है
बात है ये बतलाती चिड़िया

VIDEO LINK -

<https://youtu.be/dfkg1gcE-Ec>

<https://youtu.be/h779AB3xEPg>

PE:

https://www.youtube.com/shorts/_vbhDaDxx0o